CRYST RAMA

1958

95 Cantiague Rock Road, Westbury NY 11590
ph:516.931.9090 fax: 516. 931.1254
info@crystorama.com www.crystorama.com

MODEL#:4435-CH-CL-MWP
ASSEMBLY AND DRESSING INSTRUCTIONS

WARNING:

Electrical Danger Turn Power Off

All electrical components must be installed by a licensed electrician in accordance with the National Electric Code and the appropriate local electrical codes.

You will need 6 - Cand.Bulb
40 Watts Recommended
60 Watts Max
Bulb not included.

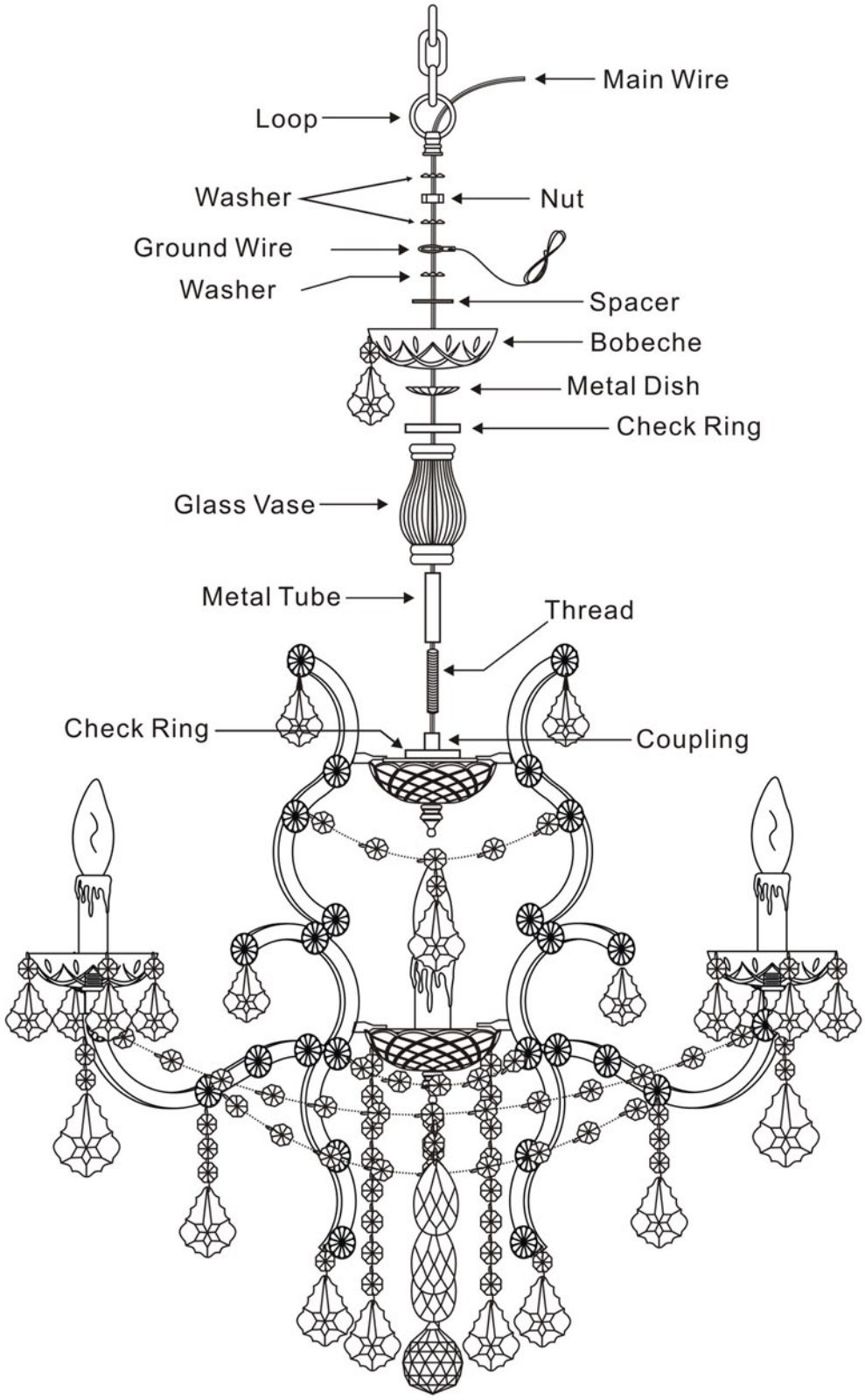

1 Bobeche
with 4 **A** Trim.

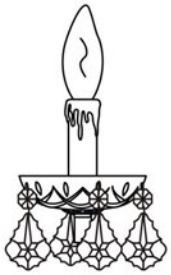

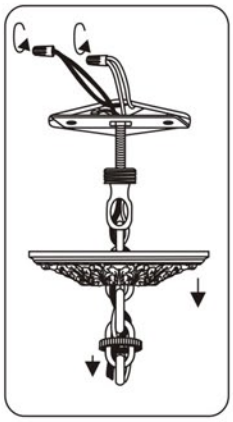

CRYST RAMA

1958

95 Cantiague Rock Road, Westbury NY 11590
ph:516.931.9090 fax: 516. 931.1254
info@crystorama.com www.crystorama.com

MODEL#:4435-CH-CL-MWP
ASSEMBLY AND DRESSING INSTRUCTIONS

WARNING:

All electrical components must be installed by a licensed electrician in accordance with the National Electric Code and the appropriate local electrical codes.

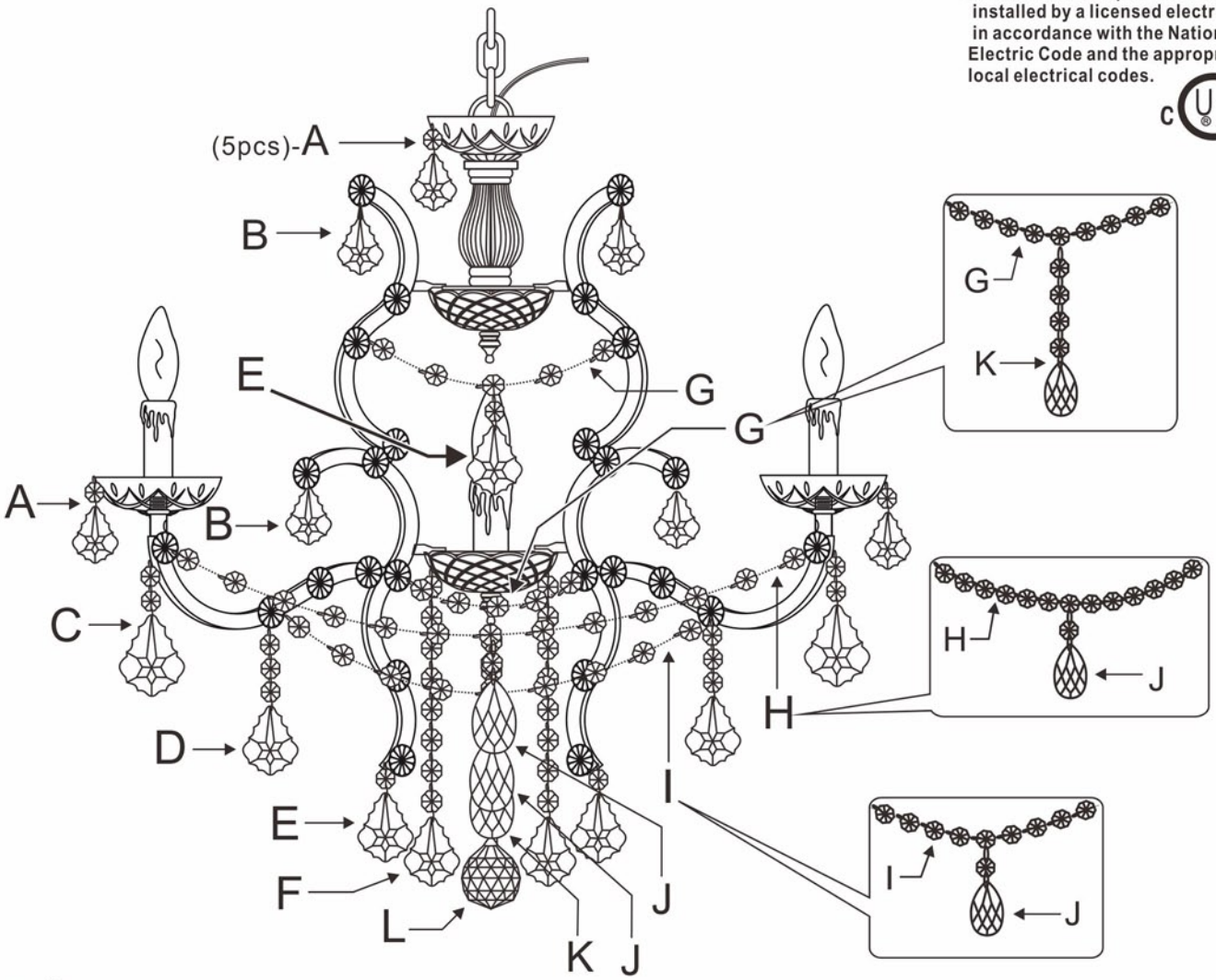

A= (14mm+AS20-2")∗25sets

B= AS20-2"-no jewel∗10sets

C= (14mm∗2+AS20-3")∗5sets

D= (14mm∗3+AS20-2.5")∗5sets

E= (14mm+AS20-2.5")∗10pc

F= (14mm∗8+AS20-2.5")∗5sets

G= 3 holes (14mm with 2 holes x 4 + 14mm with 3 holes x1)∗10sets

H= 3 holes (14mm with 2 holes x 12 + 14mm with 3 holes x1)∗5sets

I= 3 holes (14mm with 2 holes x 8 + 14mm with 3 holes x1)∗5sets

J= (14mm+AS9-2")∗10sets

K= (14mm∗4+AS9-2")∗5sets

L= (14mm∗7+AS8-40mm Ball)∗1pc